

CONCEPT FERTILITY DONOR PROGRAM



Known Egg Donation
Information Booklet

Welcome

to the Concept Fertility Donor Program and thank you for allowing us to help guide you through your fertility journey. This booklet contains information regarding each step of the process for known egg donation, for both you and your donor.

As the recipient, you are responsible for meeting the costs of all relevant medical appointments, screening, counselling and treatment, so where possible, an approximation of cost has been provided.

Please read through the information carefully and direct any questions you may have to the Donor Coordinator at donor@conceptfertility.com.au. We look forward to assisting you through this process.

PROCESS AND CHECKLISTS

To help guide you both through the process, please utilise the process graphic and accompanying checklist for both the recipient and the donor in order to ensure that all appropriate steps are taken by each individual:

[RECIPIENT PROCESS AND CHECKLIST](#)

[DONOR PROCESS AND CHECKLIST](#)

STEP ONE: GP REFERRAL

RECIPIENT

The first step is to see your General Practitioner (GP) and request a referral to see one of our fertility specialists. A GP referral is a requirement to ensure that you are eligible for a Medicare rebate. A GP referral is valid for 12 months.

Approximate Cost: \$70 (AMH Test)

DONOR

The first step is to see your General Practitioner (GP) and **request a referral to see the same fertility specialist as the recipient of your donation.** A GP referral is a requirement to ensure that your recipient will be able to claim a Medicare rebate. A GP referral is valid for 12 months.

Request a pathology form from your GP for the following tests to be completed at Concept Fertility Centre:

- AMH

Your blood can be taken for these tests at Concept Fertility Centre from 0730am to 1pm on weekdays and 0800am to 1100am on weekends.

STEP TWO: CHOOSE A SPECIALIST

RECIPIENT

We have four specialists with referring rights to the Concept Fertility Donor Program. Please select from the links below to learn more about each doctor and how to make an appointment with them. **Your donor should see the specialist before you do**, as their AMH result is an important indicator of their eligibility as a donor.

During your appointment, your doctor will complete a *Recipient Donor Allocation Form*, which will prompt the Donor Coordinator to contact you for the next step.

Approximate Cost: \$250

DONOR

Make an appointment to see the specialist that your recipient has chosen. **You should see the specialist before the recipient.**

Please ensure that there is at least two weeks between your AMH test and your specialist appointment to allow enough time for your result to be available at the appointment.

During your appointment, you and your doctor will complete a *Donor Application and Approval Form*, which will qualify you to proceed as a known donor.



[Dr Lucy Williams](#)



[Dr Kevin Artley](#)



[Dr Graeme Thompson](#)



Dr Mini Zachariah

Some of our specialists will only see patients with private health insurance. Please see the table on the following page before you call to book an appointment.

Specialist	Private Health Insurance Required?	
	Yes	No
Dr Lucy Williams		✓
Dr Kevin Artley		✓
Dr Graeme Thompson	✓	
Dr Mini Zachariah	✓	

STEP THREE: INITIAL COUNSELLING SESSIONS

RECIPIENT

Once the *Recipient Donor Allocation Form* has been received by the Donor Coordinator, they will contact you to organise the booking of your counselling appointments. If you have a partner, it is vital that your partner attends all sessions with you.

Approximate Cost: \$570 (\$190/hr x 3)

You will require:

- 1 x individual session
- 1 x group session with your donor

DONOR

Once the *Donor Application and Approval Form* has been received by the Donor Coordinator, they will contact you to organise the booking of your counselling appointments. If you have a partner, it is vital that your partner attends all sessions with you.

You will require:

- 1 x individual session
- 1 x group session with the recipient

The purpose of these three counselling sessions are to:

- discuss the implications of your arrangement
- assess your psychological readiness of all involved parties to move forward with the intended arrangement
- meet the legislative requirements for known donation in Western Australia
- mark the beginning of the legislated three month cooling off period

The documented counselling for donation is a minimum requirement and the counsellors, at their own discretion, may request further counselling or request to involve other parties when they are brought up or introduced during any counselling session.

STEP FOUR: THREE MONTH COOLING OFF PERIOD

RECIPIENT

No action required.

DONOR

No action required.

The three month cooling off period is a legislative requirement and must be upheld. The cooling off begins following your first group counselling session and ends after a final group counselling session at the end of the three month time period.

If partners are acquired during the cooling off period then the counsellors are at liberty to involve them, ask questions about their involvement, and request further counselling sessions if deemed necessary.

STEP FIVE: FINAL COUNSELLING SESSION

RECIPIENT

Once three months has lapsed since your group counselling session, please contact the donor coordinator to book your final counselling appointment. Please liaise with your donor to assess a suitable day for you both to attend. You will need to allow up to two hours for this appointment. If you have a partner, it is vital that your partner attends this session with you.

Approximate cost: \$380 (\$190/hr x 2)

DONOR

The recipient will liaise with you following the three month cooling off period to assess a suitable day for you both to attend the final counselling session. Please allow up to two hours for this appointment. If you have a partner, it is vital that your partner attends this session with you.

The purpose of this last counselling sessions is to:

- assess the psychological readiness of all involved parties to move forward with the intended arrangement now that three months have passed
- meet the legislative requirements for known donation in Western Australia
- mark the end of the legislated three month cooling off period

STEP SIX: INITIAL DONOR SCREENING

RECIPIENT

No action required.

Approximate Cost: \$855

DONOR

Your specialist will have provided you with three pathology forms for your first screening blood test. Your blood can be taken for these tests at Concept Fertility Centre from 0730am to 1pm on weekdays and 0800am to 1100am on weekends.

These tests must be completed, and the results received prior to proceeding for treatment. The donor coordinator will advise you when donations may begin.

Infection

Pre-Screening:

HIV
Hepatitis B
Hepatitis C
HTLV I
HTLV II
Syphilis
Cytomegalovirus (CMV)

Diagnostic

Screening:

Blood Group
Haemoglobin
Studies
Full Blood Count

Preconception Carrier Screening:

Fragile-X
Cystic Fibrosis
Spinal Muscular Atrophy
(SMA)
Thalassemia

Karyotyping:

Female
Karyotype

STEP SEVEN: DOCUMENTATION AND CONSENTS

RECIPIENT

The following documentation and consent forms are to be provided to the donor coordinator prior to proceeding into the treatment phase:

- *Statutory Declaration (single women only)*
- *13.1.10 Request Form for Use of Donated Embryos/Oocytes*

DONOR

The following documentation and consent forms are to be provided to the donor coordinator prior to final release of your donation:

- *13.1.75 Lifestyle Declaration for Egg Sperm Embryo Donors and Surrogacy*
- *13.1.7 Request Form for Donation of Oocytes*

STEP EIGHT: TREATMENT PHASE

RECIPIENT

If embryos are to be made, this will take place on the day of your donor's egg collection.

If applicable, your partner will need to make himself available on the same day if fresh sperm is being used.

Approximate Cost: See Fee Schedule

DONOR

At this point you will need to make an appointment to see the Donor Coordinator in person. **This will begin your treatment phase.** The Donor Coordinator will discuss the treatment and medications prescribed by your doctor; provide the relevant consent forms for treatment; and facilitate all of the steps involved in having your eggs collected for donation.

STEP NINE: SIX MONTH QUARANTINE PERIOD

RECIPIENT

No action required.

DONOR

No action required.

The six month quarantine period is a clinic requirement and ensures the safety of the donation. The quarantine period begins following your egg collection and ends after the final donor screening at the end of the six month time period. There is a possibility that the quarantine period may be waived; however, this must be discussed with and approved by your treating doctor, as the implications of receiving donor gametes that have not gone through the screening processes as recommended by Concept must be explained and understood before proceeding.

STEP TEN: FINAL DONOR SCREENING

RECIPIENT

No action required.

Approximate Cost: \$125

DONOR

A pathology form will be organised for you by the Donor Coordinator in order to have your final screening done.

Infection Post-Screening:

HIV

Hepatitis B

Hepatitis C

HTLV I

HTLV II

Syphilis

-ALL DONOR REQUIREMENTS ARE NOW COMPLETE-

- RECIPIENT ONLY -






THE TREATMENT PHASE

Once the donation has been cleared for use, you will need to see your specialist in order for treatment orders to be written. Treatment orders indicate the type of treatment that you require, the medications that you will need (if any), and grants the Concept Nurse Coordination Team responsibility to act as the liaison between you and your specialist during treatment. These treatment orders are sent to the Nurse Coordinators in preparation of your treatment phase.


Once you have seen your specialist and they have written your treatment orders, you will need to make an appointment to see a Nurse Coordinator. **This will begin your treatment phase.** The Nurse Coordinator will discuss the treatment and medications prescribed by your doctor; provide the relevant consent forms; and facilitate the remainder of your fertility journey in conjunction with the Nurse Coordination Team and your specialist.



RECIPIENT PROCESS AND CHECKLIST

			Notes
<input type="checkbox"/>	STEP ONE & TWO	<p>Specialist Doctor Appointment (GP Referral Required)</p> 	_____
<input type="checkbox"/>	STEP THREE	<p>2 x Counselling Sessions (Individual and Group)</p> 	_____
<input type="checkbox"/>	STEP FOUR	<p>Three Month Cooling Off Period</p> 	_____
<input type="checkbox"/>	STEP FIVE	<p>2 x Counselling Sessions (Individual and Group)</p> 	_____
<input type="checkbox"/>	STEP SEVEN	<p>Paperwork and Consents</p> 	_____
<input type="checkbox"/>	STEP TEN	<p>Six Month Quarantine</p> 	_____
<input type="checkbox"/>	TREATMENT PHASE BEGINS	<p>Nurse Coordinator Meeting</p> 	_____

DONOR PROCESS AND CHECKLIST

			Notes
<input type="checkbox"/>	STEP ONE	GP Appointment (Request Pathology Form for AMH) 	
<input type="checkbox"/>	STEP TWO	Specialist Doctor Appointment 	
<input type="checkbox"/>	STEP THREE	2 x Counselling Sessions (Individual and Group) 	
<input type="checkbox"/>	STEP FOUR	Three Month Cooling Off Period 	
<input type="checkbox"/>	STEP FIVE	1 x Counselling Session (Group) 	
<input type="checkbox"/>	STEP SIX	First Screening Blood Test 	
<input type="checkbox"/>	STEP SEVEN	Paperwork and Consents 	
<input type="checkbox"/>	STEP EIGHT	Donor Coordinator Meeting 	
<input type="checkbox"/>	STEP NINE	Egg Collection Procedure 	
<input type="checkbox"/>	STEP TEN	Six Month Quarantine 	
<input type="checkbox"/>	STEP ELEVEN	Second Screening Blood Test 